

Northern Lights

Block of the Month #11

Flare

Finished Size: 10"

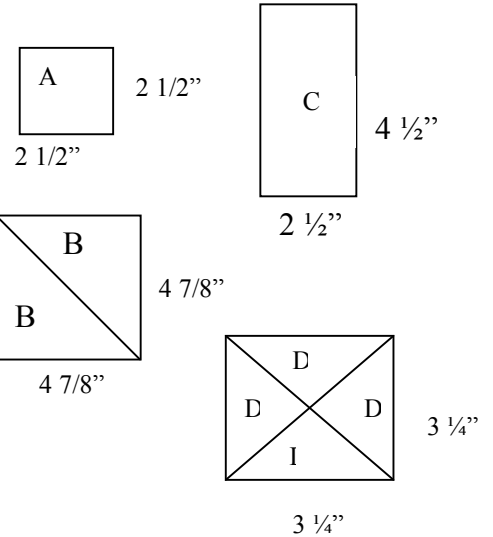


Fabric	Yardage
Orange	4 X 10"
Yellow	6 X 10"
Navy	12 X 12"

Cutting
 8 (D)
 1 (A)

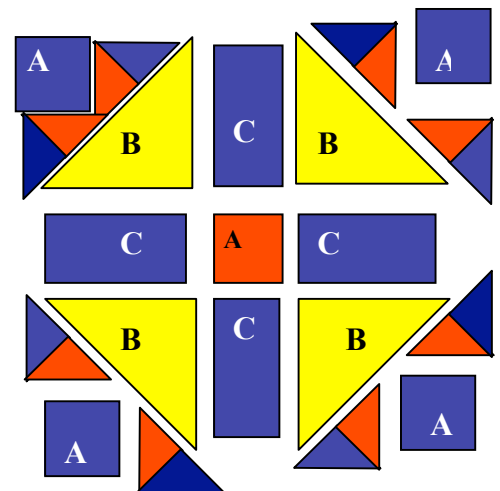
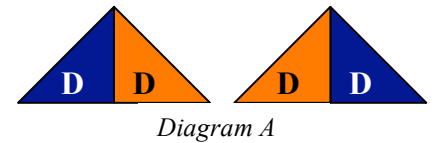
 4 (B)

 4 (A)
 4 (C)
 8 (D)



Sewing Directions

1. Sew two orange (B) triangles to two navy (B) triangles as shown according to *Diagram A*. Repeat three more times so that you have four sets.
2. Lay out block pieces according to Block Assembly Diagram. Sew pieces into units, then the units into rows. Sew rows together. Press.



Block Assembly Diagram

